

# Test 3

## Listening

### Part 1

- 5 questions -

Listen and draw lines. There is one example.

Matt

Tom

Hugo

Lucy



Sue

Jill


Alex



## Part 2

– 5 questions –

Read the question. Listen and write a name or a number.  
There are two examples.



### Examples

What is the boy's name?

..... Bill .....

How many arms has the monster got?

..... 6 .....

**Questions**

1 What is the monster's name? .....

2 How many drawings of monsters has Bill got? .....

3 What is Bill's teacher's name? Mrs .....

4 How many boys are in Bill's class? .....

5 Which school does Bill go to? ..... School




# Part 3


- 5 questions -

Listen and tick (✓) the box. There is one example.

What does Kim want?



A




B




C


1 What can Tom have for dinner?



A



B



C

2 Where is Anna?



A




B




C


3 Which is May's mouse?



A




B

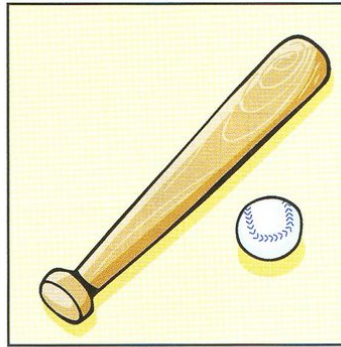


C

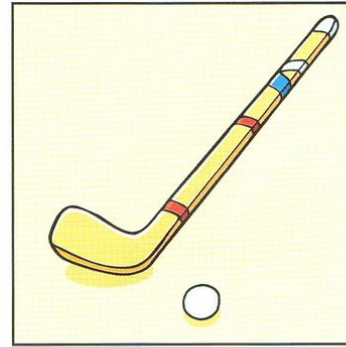
4 Which sport is Ben doing today?



A




B




C


5 What is Alex doing now?



A



B




C



# Part 4

- 5 questions -

Listen and colour. There is one example.



# Test 3

## Reading and Writing

### Part 1


– 5 questions –

Look and read. Put a tick (✓) or a cross (X) in the box.  
There are two examples.

#### Examples



These are shoes.



This is a keyboard.



#### Questions

1




This is a kite.






2




These are crayons.

3




This is a lemon.

4



This is a spider.

5



These are ships.



## Part 2

– 5 questions –

Look and read. Write **yes** or **no**.



### Examples

The boy and girl are waving. .... yes

Some birds are sitting in a tree. .... no

### Questions

1 The man with black hair is taking a photo. ....

2 The door of the house is open. ....

3 A baby is playing with his toys. ....

4 The woman in the garden is wearing a red dress. ....


5 The brown horse has a white tail. ....

# Part 3

- 5 questions -

Look at the pictures. Look at the letters. Write the words.

Example



b a t h



Questions

1



-----



2



-----



3



-----



4



-----



5



-----





# Part 4

– 5 questions –


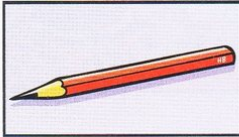






Read this. Choose a word from the box. Write the correct word next to numbers 1–5. There is one example.

## A beach



Beaches are next to the .....*sea*..... . People like going to the beach. They wear **(1)** ..... on their heads. Some people go to sleep and some sit and read **(2)** ..... there.


Children run on the **(3)** ..... or play **(4)** ..... with their friends. **(5)** ..... live in the water and children like catching them. You can find beautiful shells on beaches too.

Example			
			
sea	pencil	fish	books
			
hippo	hats	football	sand

# Part 5

- 5 questions -

Look at the pictures and read the questions. Write one-word answers.



## Examples

What is the boy bouncing? a ..... ball .....

How many people are sitting at the table? ..... two .....

## Questions

1 What is the girl holding? a .....





2 Where is the dad putting the cake? on the .....

3 Who is throwing the ball? the .....



4 Where is the ball now? on the .....

5 Who has got cake on his face? .....



# Test 1

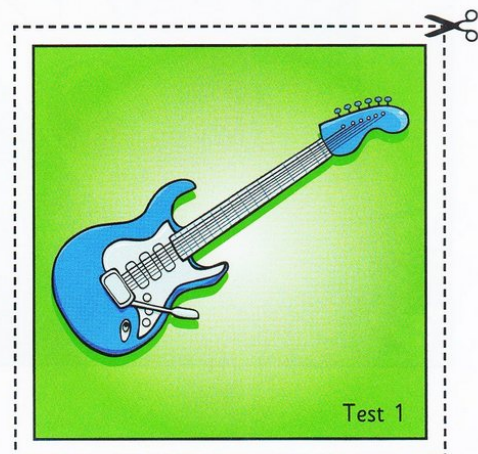

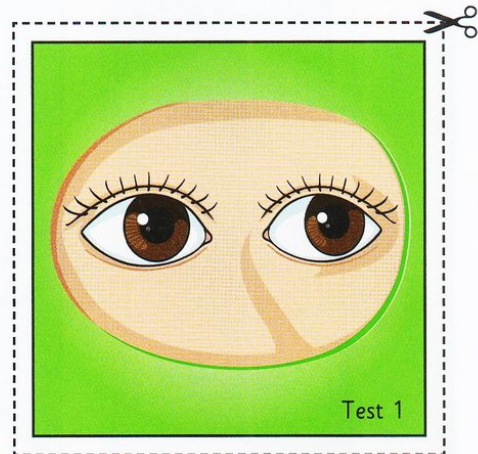


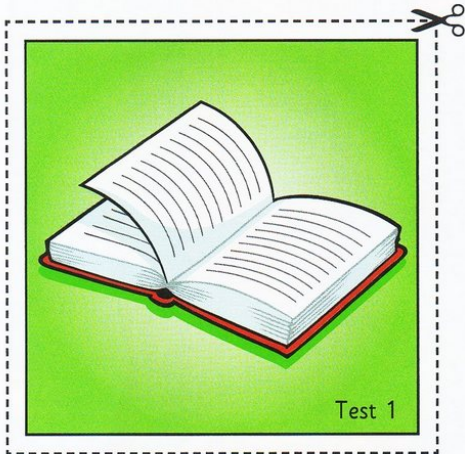


## Speaking

SCENE PICTURE





# OBJECT CARDS





# Test 2


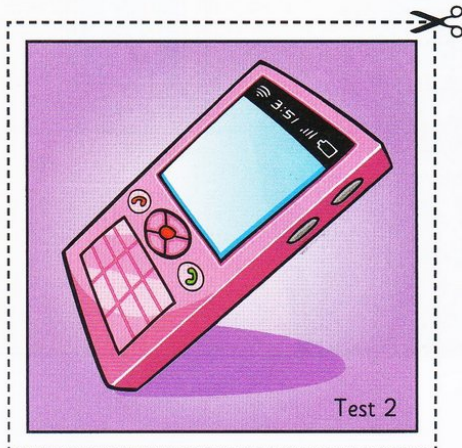

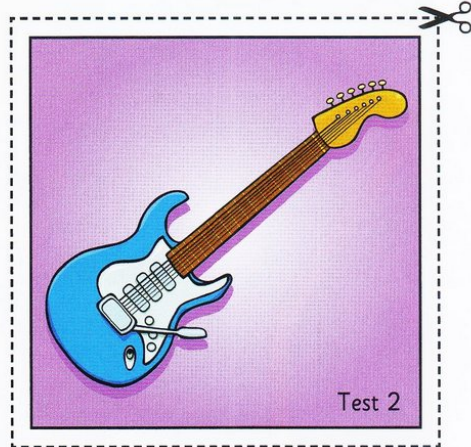

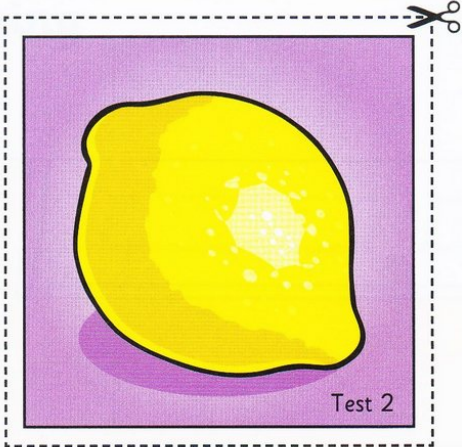
## Speaking

SCENE PICTURE





# OBJECT CARDS





# Test 3

## Speaking

SCENE PICTURE





# OBJECT CARDS

